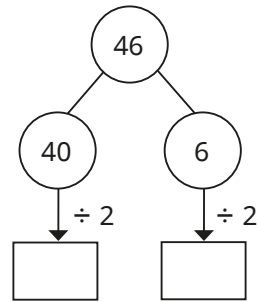


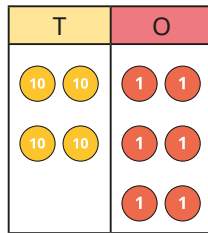
- 1 a) Complete the part-whole model to work out $46 \div 2$



- b) Share place value counters into two groups to work out $46 \div 2$

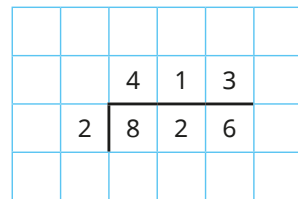
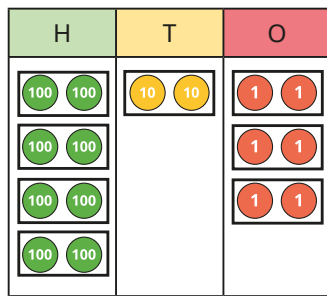


- c) Circle groups of 2 to work out $46 \div 2$



Which method do you prefer?

- 2 Complete the sentences to describe how the place value chart shows $826 \div 2$

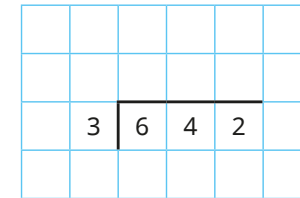
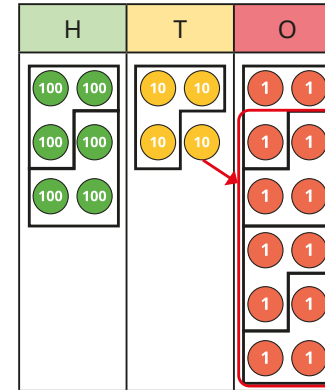


There are groups of 2 hundreds. There are groups of 2 ones.

There is group of 2 tens.

$826 \div 2 =$

- 3 The place value chart shows $642 \div 3$
Complete the short division.



- 4 Work out the divisions.

