

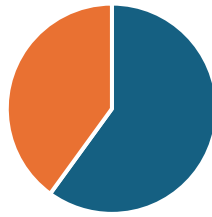
## Governing Body Diversity Data

### Gender of Governors



- Female
- Male
- Other gender identity
- Chose not to say

### Age group of Governors



- 18 to 40
- 41 to 60
- 61 or over
- Chose not to say

### Proximity to school of Governors



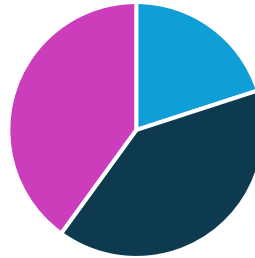
- Less than 1 mile (walking distance)
- 2 to 5 miles (up to 10 minute drive)
- 6 to 15 miles (up to 30 minute drive)

### Educational Background of Governors



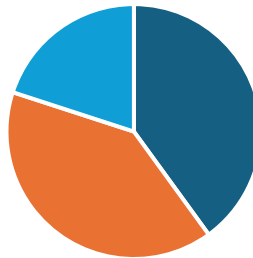
- Further education (sixth form/college)
- Higher education (university)
- Apprenticeship route

### Ethnic Group of Governors



- Indian
- Black, Black British, Caribbean or African
- English, Welsh, Scottish, Northern Irish or British

### Eligibility for free school meals of Governors



- Eligible
- Not eligible
- Don't know
- Not applicable
- Chose not to say